Q3 2016

Bahrain Labour Market Indicators

هيئة تنظيم سوق العمل
Labour Market Regulatory Authority

Issue 35/ Third Quarter 2016

Foreign employment at 612,452 workers by end of third quarter of 2016

- Foreign workers employment continued to increase to reach 612,452 workers by the end of the third quarter of 2016. The number represents an annual rate of 9.6% compared to 559,036 workers in the same quarter a year before.
- The number of employed Bahrainis by the end of this quarter reached 157,426 workers representing an annual growth rate of -0.5% compared to 158,182 workers in the third quarter in 2015.
- The number of new regular work permits issued by LMRA during the third quarter of 2016 was 50,466 at an annual growth rate of 54.5%.
- The share of small organizations, employing less than 10 workers, of regular work permits was 58.6% of total work permits issued during the third quarter of this year.
- The Median monthly wages for Bahrainis was at BD 519 compared to BD 513 in the same quarter a year before increasing at an annual rate of 1.2%.

Employment	**Value**	**Change**
Total employment [1]	769,878	7.3%
- Bahrainis	157,426	-0.5%
- Non-Bahrainis	612,452	9.6%
Work Visas [2]	**Value**	**Change**
New work visas	50,466	54.5%
Renewals	53,606	31.6%
Terminations	23,625	7.8%
Transfer	5,074	-16.3%
New Entrance to Labour Market (Private Sector)	**Value**	**Change ***
New Bahraini Entrance [3]	1,060	-15.5%
- With ≤ BD 250 monthly [3]	63	-6.0%
Enterprise Development [4] (4Q moving average)	**Value**	**Change ***
New enterprises (CR branch)	5,592	28.0%
Wages	**Value**	**Change**
Labour cost gap [5] (in target sectors)	313 BD	14 BD
Median monthly wages (Bahrainis)	519 BD	1.2%
- Public Sector	685 BD	1.8%
- Private Sector	396 BD	2.6%
Consumer Price Index (CPI) 2006=100	126.9	2.8%
Productivity	**Value**	**Change**
Total Productivity (2008-09)	-	-0.3%
Labour Productivity (2008-09)	-	-11.9%

All percentage growth rates or differences of levels shown in the dashboard represent the change from the same quarter a year before except for the indicators marked with (*) as it represents percentage growth rates comapred to pervious quarter.

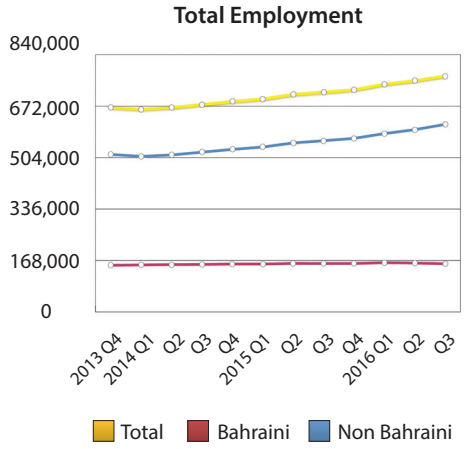

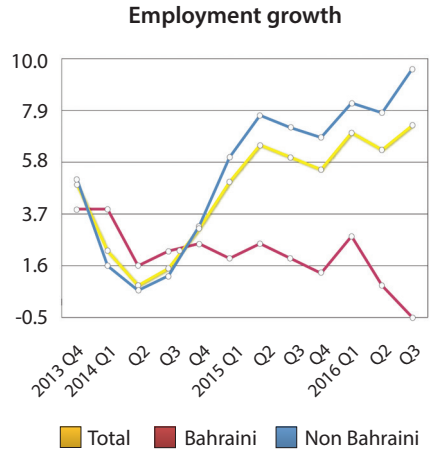

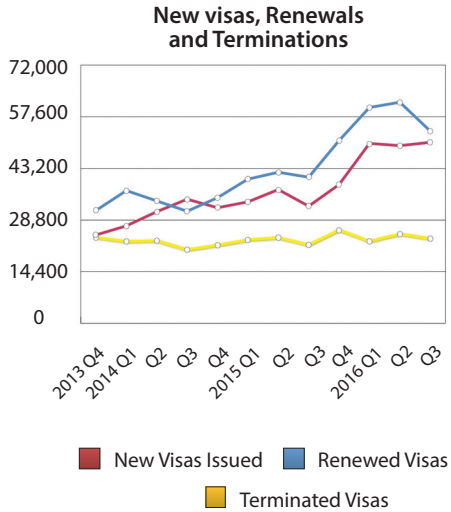

Work permits

- The total number of permits issued by LMRA during the third quarter of 2016 was 57,274 permits; of which 50,466 were regular work permits, 304 for investors, 179 for temporary workers, and 6,325 for dependents. The number of permits issued increased in comparison to 40,927 permits in the same quarter a year before.
- The total number of visa renewals issued by LMRA during the third quarter was 62,818 of which 53,606 were for regular workers, 443 for investors, 143 for temporary workers and 8,626 for dependents. Similar to new permits, the total number of renewals increased from 50,439 in the third quarter of 2015 to 62,818 this quarter.
- The total number of termination transactions completed by LMRA based on employer request during this quarter was 27,991, of which 23,625 were for regular workers, 60 for investors, 399 for temporary workers and 3,907 for dependents.
- The economic sector with the highest number of new work permits for regular workers continued to be Construction sector with a share of 35.8% of total regular work permits issued, followed by Wholesale and retail trade sector with a share of 16.2%, then Administrative and support service activities sector at 12.9%.

Transfer

- The number of worker transfer to a new employer transactions that have been processed by LMRA during this quarter was 5074. The share of transfer transactions after termination or expiry of work permit was 10.0%. Transfer with consent of previous employer was 86.7% of total transfer transactions, and transfer without consent of previous employer was 3.3%.
- The highest number of transfer transactions was done by the Accommodation and food service activities sector followed by Education sector, then Real estate activities. Nearly 54.8% of transfer transactions in this quarter were made by small economic units (employing less than 10 workers).

Wages and labour cost gap

- The median wage of Bahraini employees this quarter reached BD 519 compared to BD 513 in the third quarter of 2015 representing a 1.2% annual growth rate. The median wage of Bahraini workers in the private sector was BD 396 representing an annual growth of 2.6%, while the median wage of Bahraini workers in the public sector was BD 685 representing an annual growth rate of 1.8%.
- The labour cost gap between Bahraini and non-Bahraini workers in the target sectors (Construction, Trade, Hotels and Restaurants and small-scale Manufacturing) reached BD 313 this quarter representing an increase of by BD 14 compared to Q3 of 2015.

Notes:

1 Includes all civilian employed persons in the private and public sectors (insured, uninsured and self-employed) and domestic workers.
2 Excluding visas for domestic workers, investors and temporary workers.
3 Newly registered workers at GOSI.
4 Four quarters moving average.
5 Target sectors are limited to four branches of economic activity: Construction; Wholesale, retail trade and repairs; Hotels and restaurants; and Manufacturing (small scale).

New visas by sector

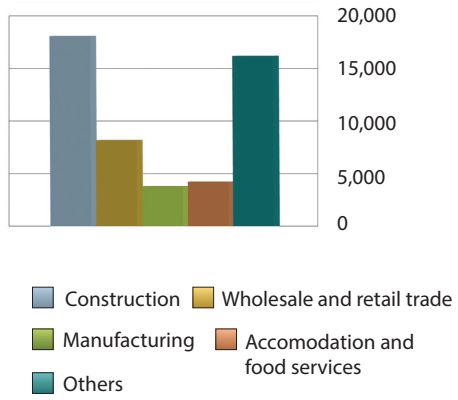

Foreign Worker Transfer by Type

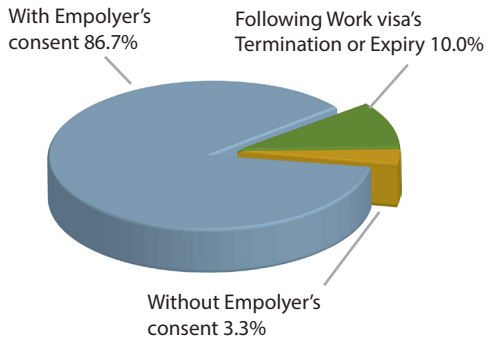

Labour cost gap (target sectors)

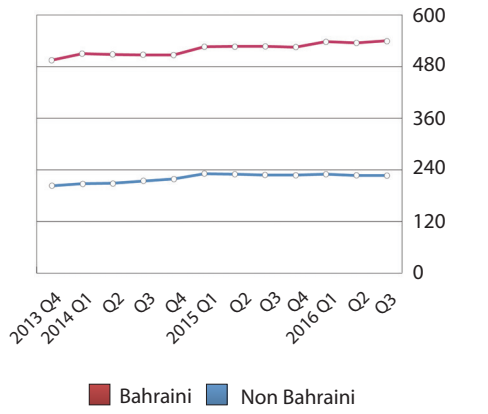
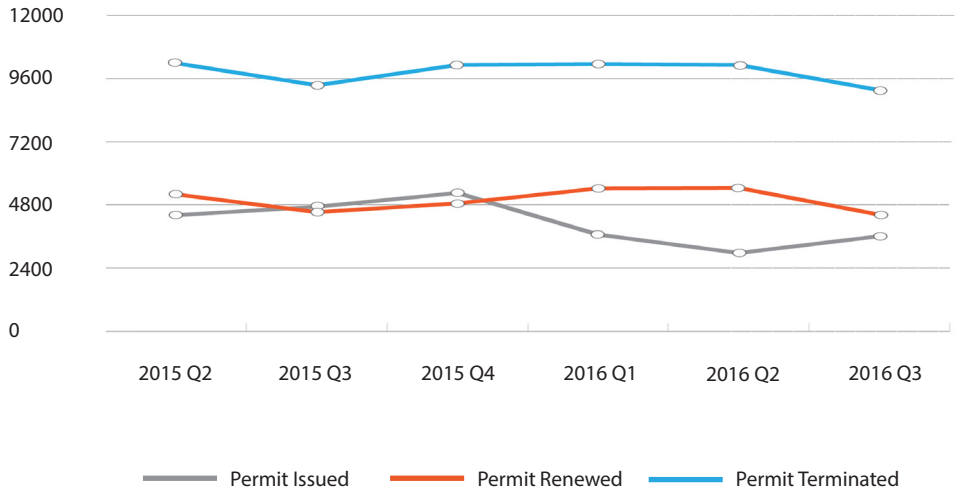
Domestic workers permits Issued, Renewed, and Teminated