

Q2 2014

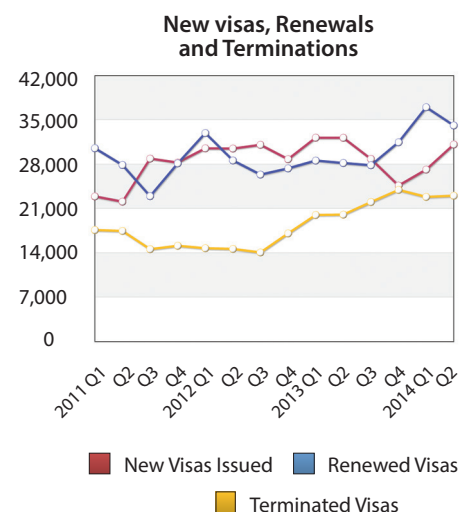
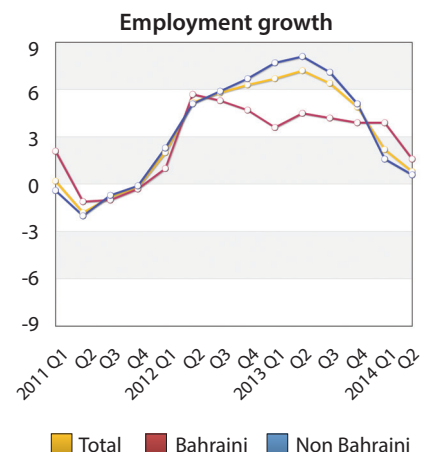
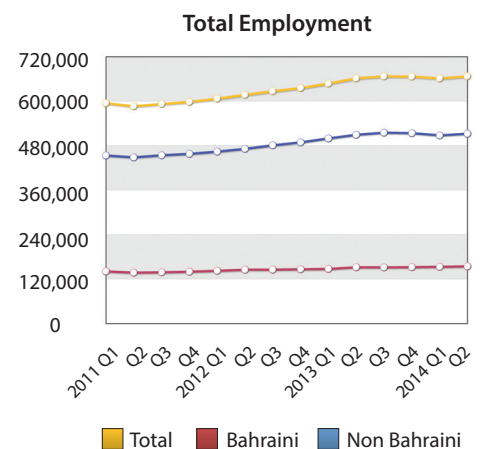
Bahrain Labour Market Indicators

Issue 26 / Second Quarter 2014

By end of Q2 2014 total employment reaches 667,112 workers

- By end of the second quarter 2014, total number of employed foreign workers reached 512,501 compared to 509,622 workers in the same quarter a year before representing an annual growth rate of 0.6%.
- The number of employed Bahrainis increased this quarter to 154,611 workers at an annual growth rate of 1.6% compared to 152,245 workers in the same quarter a year before.
- The number of new work permits issued by LMRA for regular workers during the second quarter of 2014 was 31,134 work permits representing an annual rate of -3.3%.
- The share of small organizations of less than 10 workers of regular work permits was 49.5% of total work permits issued during the second quarter.
- The Median monthly wages for Bahrainis was BD 508 compared to BD 503 in the same quarter a year before representing an annual growth rate of 1%.

Employment	Value	Change
Total employment ¹	667,112	0.8%
- Bahrainis	154,611	1.6%
- Non-Bahrainis	512,501	0.6%
Work Visas ²	Value	Change
New work visas	31,134	-3.3%
Renewals	34,138	21.0%
Terminations	23,042	14.9%
Transfer	10,624	25.7%
New Entrance to Labour Market (Private Sector)	Value	Change *
New Bahraini Entrance ³	1,447	7.3%
- With ≤ BD 250 monthly ³	129	8.4%
Enterprise Development ⁴ (4Q moving average)	Value	Change *
New enterprises (CR branch)	2,417	0.4%
Wages	Value	Change
Labour cost gap ⁵ (in target sectors)	299 BD	-5 BD
Median monthly wages (Bahrainis)	508 BD	1.0%
- Public Sector	662 BD	1.8%
- Private Sector	372 BD	2.2%
Consumer Price Index (CPI) 2006=100	120.6	2.4%
Productivity	Value	Change
Total productivity (2008-09)	-	-0.3%
Labour Productivity (2008-09)	-	-11.9%



All percentage growth rates or differences of levels shown in the dashboard represent the change from the same quarter a year before except for the indicators marked with (*) as it represents percentage growth rates compared to previous quarter.

Work visas

- LMRA issued a total of 39,953 permits during the second quarter, of which 31,134 were regular work permits, 382 for investors, 265 for temporary workers, and 8,172 for dependents. The total number of permits issued decreased from 40,641 in the same quarter a year before to 39,953 this quarter.
- The number of visa renewals during this quarter was 46,561 of which 34,138 were for regular workers, 378 for investors, 132 for temporary workers and 11,913 for dependents. The number of visa renewals increased from 39,754 in the second quarter of 2013 to 46,561 this quarter.
- The total number of permit terminations during this quarter reached 27,952, of which 23,042 were for regular workers, 44 for investors, 905 for temporary workers and 3,961 for dependents.
- The economic sector with the highest number of new work permits for regular workers continued to be the Construction sector with a share of 32% of total permits issued, followed by Wholesale and retail trade achieving 24%, then Manufacturing sector at 12.6%.

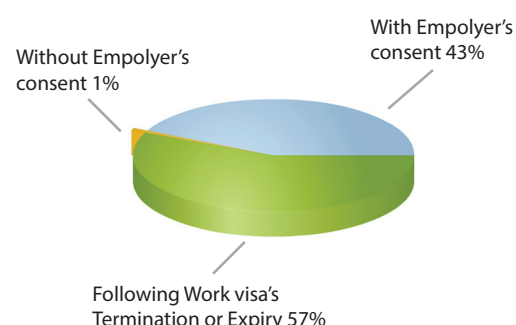
New visas by sector



Transfer

- The number of foreign workers that have completed transfer transactions during the fourth quarter was 10,624 workers. The share of transfer after termination or expiry of work visas was 57% this quarter in comparison to 54% in the previous quarter. Transfer with consent of previous employer was 43% of total transfer transactions, and transfer without consent of previous employer was less than 1%.
- Hotels & restaurants sector was the economic sector with the highest number of transfer transactions, followed by Financial intermediation sector then Manufacturing sector. Nearly 55% of transfer transactions in the second quarter were made by small economic units (less than 10 workers).

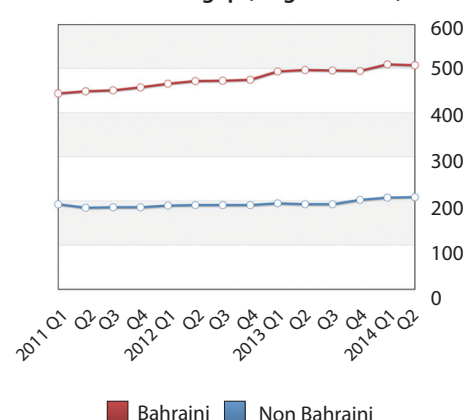
Foreign Worker Transfer by Type



Wages and labour cost gap

- The median wage of Bahraini employees achieved an annual rate of 1% reaching BD 508 this quarter in comparison to BD 503 in Q2 2013. The median wage of Bahraini workers in the private sector was to BD 372. The median wage of Bahraini workers in the public sector, on the other hand, was BD 662 by end of the second quarter.
- The labour cost gap between Bahraini and non-Bahraini workers in the target sectors (Construction, Trade, Hotels and Restaurants and small-scale Manufacturing) was BD 299 this quarter decreasing by BD 5 compared to the same quarter a year before.

Labour cost gap (target sectors)



Notes:

- Includes all civilian employed persons in the private and public sectors (insured, uninsured and self-employed) and domestic workers.
- Excluding visas for domestic workers, investors and temporary workers.
- Newly registered workers at GOSI.
- Four quarters moving average.
- Target sectors are limited to four branches of economic activity: Construction; Wholesale, retail trade and repairs; Hotels and restaurants; and Manufacturing (small scale).

New employment visas issued in Q2 2014 by educational attainment

