

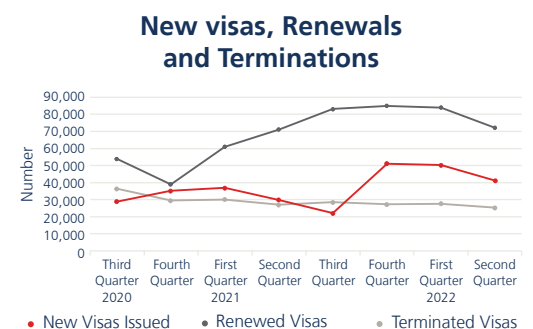
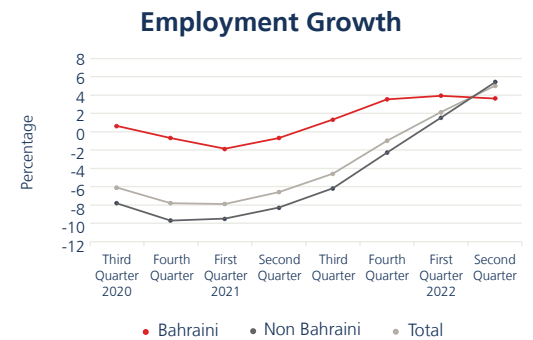
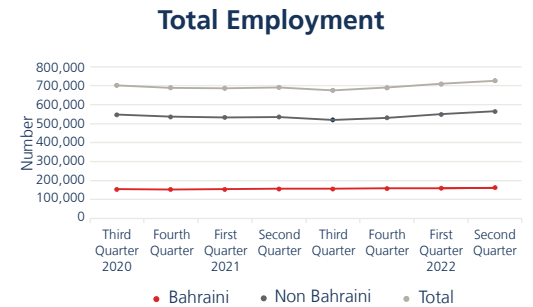
Labour Market Indicators

Bahrain | Second Quarter 2022

Total employment reaches **724,762 workers** in the second quarter of 2022

- Foreign workers employment reached 563,332 workers by the end of the second quarter of this year. Non-Bahraini employment increased by an annual rate of 5.5% compared to 534,091 workers in the same quarter of 2021.
- Bahraini employment reached 161,430 workers by the end of the second quarter representing an annual growth rate of 3.6% compared to 155,747 workers in the second quarter of 2021.
- The number of new employment work permits issued by LMRA during this quarter was 41,093 representing an increase of 37.9% annually.
- The share of small organizations, employing less than 10 workers, of employment work permits was 45.4% of total new employment work permits issued during the second quarter of 2022.
- Median monthly wages for Bahrainis reached BHD 559 this quarter. The Median wage of Bahrainis was BHD 553 in the same quarter a year before showing increase at the rate of 1.1%.

Employment ¹	Value	Change
Total Employment	724,762	5.1%
- Bahrainis	161,430	3.6%
- Non-Bahrainis	563,332	5.5%
Work Visas ²	Value	Change
New work visas	41,093	37.9%
Renewals	71,895	1.4%
Terminations	25,240	-6.3%
Transfer	15,453	4.6%
Domestic Visas	Value	Change
New Domestic Visas	7,538	38.6%
Renewals	5,269	-11.6%
New Entrance to Labour Market (Private Sector) ³	Value	Change *
New Bahraini Entrance	1,785	-15.1%
- With less than BHD 250 monthly	48	-17.2%
Enterprise Development ⁴	Value	Change *
New enterprises (CR branch)	2,166	0.2%
Wages	Value	Change
Labour cost gap ⁵ (in target sectors)	BHD 348	BHD 12
Median monthly wages (Bahrainis)	BHD 559	1.1%
- Public Sector	BHD 733	2.9%
- Private Sector	BHD 462	1.3%
Median monthly wages (Bahrainis)	99.9	3.4%

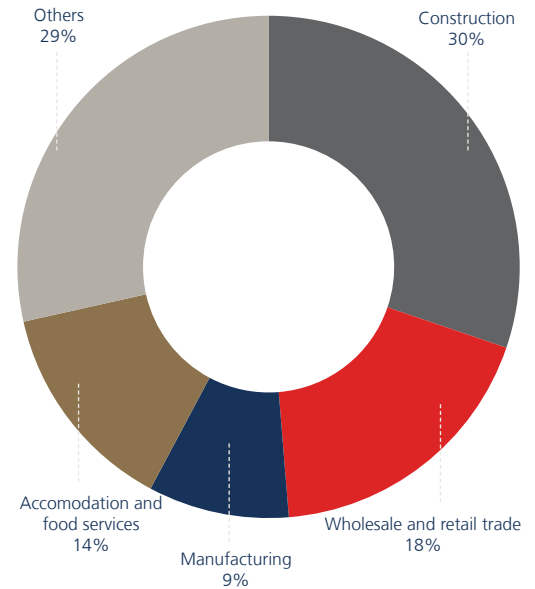


All percentage growth rates or differences of levels shown in the dashboard represent the change from the same quarter a year before except for the indicators marked with * as it represents percentage growth rates compared to previous quarter.

Work permits

- The total number of new permits issued by LMRA during the second quarter of 2022 was 50,519 permits. Of which 41,093 were employment work permits, 1,594 for investors, and 7,832 for dependants. The total number of permits issued increased compared to 37,698 permits issued in the same quarter of 2021.
- The number of permit renewal transactions processed by LMRA during the second quarter was 85,948 renewals of which 71,895 were for employment permits, 1,489 for investors, and 12,564 for dependants. The total number of renewals decreased slightly compared to 86,040 in the same quarter of the year 2021.
- The number of permit termination transactions processed by LMRA based on request during the second quarter of 2022 was 30,007, of which 25,240 were for employment work permits, 272 for investors, and 4,495 for dependants.
- The economic sector with the highest number of new work permits for employment permits continues to be Construction sector with a share of 30.2% of total employment permits issued, followed by Wholesale and retail trade sector with a share of 18.5%, then Accommodation and food service activities sector at 13.7%.

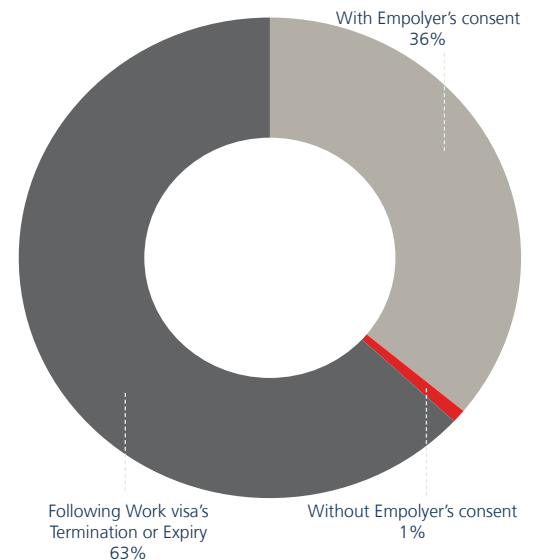
New Visas by Sector



Transfer

- The number of transfer transactions of foreign workers (from previous employer to new employer) that were processed by LMRA during the second quarter was 15,453. The number includes local transfer of workers - after termination or expiry of work permit - even if they did not apply for intention to transfer in LMRA within 5 days from termination or expiry. Transfer transactions after termination or expiry of work permit were 63.1% of total transfer transactions. Transfer with consent of previous employer was 36.0%, and transfer without consent of previous employer nearly 0.9%.
- Accommodation and food service activities was the sector with the highest number of transfer transactions followed by Wholesale and retail trade activities, then Manufacturing. Nearly 56.6% of transfer transactions in this quarter were made by small economic units, employing less than 10 workers.

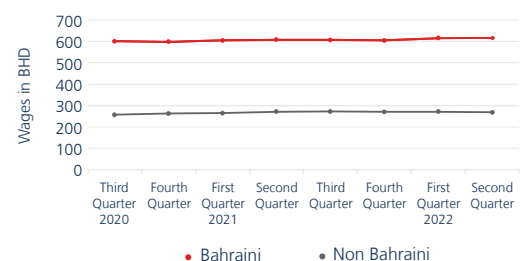
Foreign Worker Transfer by Type



Wages and labour cost gap

- The median wage of Bahraini employees reached BHD 559 by end of the second quarter of 2022 compared to BHD 553 in the same quarter of 2021, increasing at an annual rate of 1.1%. The median wage of Bahraini workers in the private sector was BHD 462 showing an increase at the rate of 1.3% annually, on the other hand, the median wage of Bahraini workers in the public sector was BHD 733 representing an increase of 2.9% annually.
- The labour cost gap between Bahraini and non-Bahraini workers in the target sectors (Construction, Trade, Hotels and Restaurants and small-scale Manufacturing) was BHD 348 this quarter increasing by BHD 12 compared to last year.

Labour Cost Gap (Target Sectors)



Notes

1. Includes all civilian employed persons in the private and public sectors (insured, uninsured and self-employed) and domestic workers.
2. Excluding visas for domestic workers, investors and temporary workers.
3. Newly registered workers at GOSI.
4. Four quarters moving average.
5. Target sectors are limited to four branches of economic activity: Construction, Wholesale, retail trade and repairs, Hotels and restaurants, and Manufacturing (small scale).